

ROBOTECH[®] INVASION



TEEN
T
CONTENT RATED BY
ESRB

GS
GLOBAL STAR
SOFTWARE

WARNING: READ BEFORE USING YOUR PLAYSTATION®2 COMPUTER ENTERTAINMENT SYSTEM.

A very small percentage of individuals may experience epileptic seizures when exposed to certain light patterns or flashing lights. Exposure to certain patterns or backgrounds on a television screen or while playing video games, including games played on the PlayStation 2 console, may induce an epileptic seizure in these individuals. Certain conditions may induce previously undetected epileptic symptoms even in persons who have no history of prior seizures or epilepsy. If you, or anyone in your family, has an epileptic condition, consult your physician prior to playing. If you experience any of the following symptoms while playing a video game – dizziness, altered vision, eye or muscle twitches, loss of awareness, disorientation, any involuntary movement, or convulsions – IMMEDIATELY discontinue use and consult your physician before resuming play.

WARNING TO OWNERS OF PROJECTION TELEVISIONS:

Do not connect your PlayStation 2 console to a projection TV without first consulting the user manual for your projection TV, unless it is of the LCD type. Otherwise, it may permanently damage your TV screen.

USE OF UNAUTHORIZED PRODUCT:

The use of software or peripherals not authorized by Sony Computer Entertainment America may damage your console and/or invalidate your warranty. Only official or licensed peripherals should be used in the controller ports or memory card slots.

HANDLING YOUR PLAYSTATION 2 FORMAT DISC:

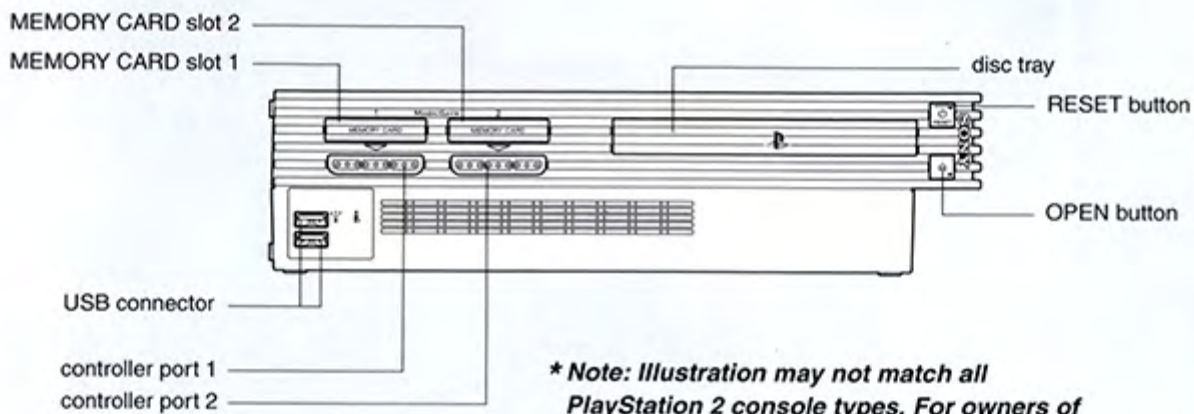
- This disc is intended for use only with PlayStation 2 consoles with the NTSC U/C designation.
- Do not bend it, crush it or submerge it in liquids.
- Do not leave it in direct sunlight or near a radiator or other source of heat.
- Be sure to take an occasional rest break during extended play.
- Keep this compact disc clean. Always hold the disc by the edges and keep it in its protective case when not in use. Clean the disc with a lint-free, soft, dry cloth, wiping in straight lines from center to outer edge. Never use solvents or abrasive cleaners.

TABLE OF CONTENTS

Getting Started	2
Memory Cards	2
Controller Configuration	3
Bandwidth Requirements	3
Main Menu	4
Multiplayer Modes	4
Game Over	4
Controls	5
Default Armor Mode Controls	5
Rider Mode Controls	5
Robotech Reclamation Force Handbook	7
A Short History	8
What is Protoculture?	10
The Cyclone – Veritech Riding Armor	11
Cyclone Systems – Heads Up Display	14
REF Weapons Locker	16
Energy Weapons	16
Ballistic Weapons	17
Classified Weapons	19
Invid Intelligence Report	20
State of Earth	25
Credits	26
Support and Warranty Information	27

GETTING STARTED

2



** Note: Illustration may not match all PlayStation 2 console types. For owners of SCPH-70000 series PlayStation 2 systems, refer to the setup instructions supplied with your system.*

Set up your PlayStation®2 computer entertainment system according to the instructions in its Instruction Manual. Make sure the MAIN POWER switch (located on the back of the console) is turned ON. Press the RESET button. When the power indicator lights up, press the OPEN button and the display will open. Place the Robotech: Invasion disc on the disc tray with the label side facing up. Press the OPEN button again and the disc tray will close. Attach game controllers and other peripherals, as appropriate. Follow on-screen instructions and refer to this manual for information on using the software.

MEMORY CARD

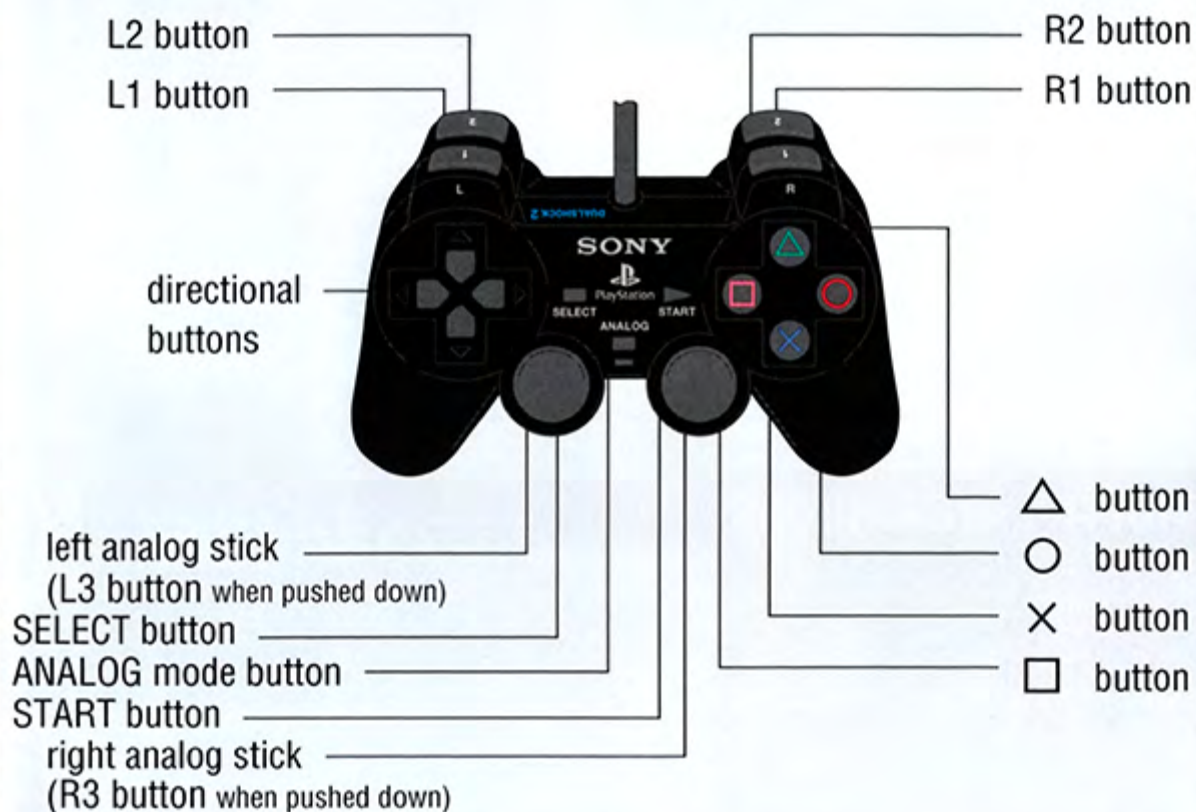
Memory Card (8MB)(for PlayStation®2)

To save game settings and progress, insert a memory card (8MB)(for PlayStation®2) into MEMORY CARD slot 1 of your PlayStation®2 system. You can load saved game data from the same memory card or any memory card (8MB)(for PlayStation®2) containing previously saved games.



CONTROLS

DUALSHOCK®2 ANALOG CONTROLLER CONFIGURATIONS



BANDWIDTH REQUIREMENTS

Bandwidth requirements for a multiplayer game of Robotech: Invasion

Num Players	Voice	bits/sec
4	No	69600
4	Yes	135600
6	No	148000
6	Yes	266800
8	No	255328
8	Yes	426928

Note: These upstream requirements apply to the player who is acting as the host for the game.

MAIN MENU



- New** Start new game
- Continue** Continue saved game (requires a MEMORY CARD containing a Robotech: Invasion save file)
- LAN** Play a multiplayer game over a Local Area Network (requires a network adaptor (Ethernet/modem) (for PlayStation®2))
- ONLINE** Play a multiplayer game over the Internet (requires a network adaptor (Ethernet/modem) (for PlayStation®2))
- Options** Set sound levels, controller sensitivity, network options, and multiplayer settings

MULTIPLAYER MODES



- Deathmatch** Up to 8 players face off in any Multiplayer map
- Team Deathmatch** Up to 8 players team up and try to eliminate each other
- Capture the Flag** Defend your team's flag while attempting to capture the opposing team's flag. Up to 8 players
- Protocapture** Attempt to gain control of and defend the most Protoculture generators on each Multiplayer map. Up to 8 players

GAME OVER

If the player is defeated, you'll automatically restart at the most recent checkpoint passed. If you turn off Robotech: Invasion without saving first, all progress will be lost.

BASIC CONTROLS

start/pause game	START button
select menu Item	directional button/left analog stick UP/DOWN
confirm selection	⊗ button
cancel selection	△ button
skip cinematic	START button or ⊗ button



DEFAULT ARMOR MODE CONTROLS

run	left analog stick*
look	right analog stick*
pick up weapon/action	L3 button
zoom	R3 button
target lock	L1 button
fire	R1 button
melee attack/blade attack	L2 button
throw grenade	R2 button
jump	⊗ button
boost	tap ⊗ at apex of jump
dash	double-tap ⊗ button
switch weapon	○ button
reload weapon	□ button
transform into rider mode	△ button
toggle cloak	directional button RIGHT
toggle night-vision	directional button DOWN
toggle thermal-vision	directional button LEFT
toggle observation mode	directional button UP

*analog stick functions can be swapped by choosing "southpaw" mode in options menu



RIDER MODE CONTROLS

steering	left analog stick LEFT/RIGHT
lean forward	left analog stick UP
lean back	left analog stick DOWN
accelerate	⊗ button
boost	double-tap ⊗ button
brake	□ button
power slide	□ button + left analog stick LEFT/RIGHT
reverse	□ button + left analog stick DOWN
fire missiles	R1 button (hold & release for missile volley)
transform into armor mode	△ button

*analog stick functions can be swapped by choosing "southpaw" mode in options menu.

**all controls are default configuration. controls can be adjusted in-game.





ALL SOLDIERS AND OFFICERS ASSIGNED TO THE SECOND RECLAMATION ASSAULT ARE *REQUIRED* TO READ THE FOLLOWING BRIEFING.



ROBOTECH RECLAMATION FORCE
HANDBOOK
21ST MARS DIVISION



A SHORT HISTORY

07.1999

A large alien spacecraft crash lands on Earth, leading to a cease-fire in the global war raging at the time. The newly formed Earth Government decides to rebuild the downed spacecraft using the fantastic new technology found within, dubbed Robotech.

02.2009

On the day of the rebuilt spacecraft's maiden voyage, Earth comes under attack by unknown alien invaders. The Captain orders a fold maneuver that warps both the ship and the island below it to the far side of Pluto.

03.2010

After a year-long journey, the battleship returns to Earth, only to be denied permission to land and unload the civilian refugees on board. The pursuing alien force settles into Earth's orbit.

- 05.2011** The alien invaders decide the Earth is a major threat to their way of life, and destroy 95% of its surface with a massive laser bombardment. The crew of the Earth spacecraft, with the help of some alien rebels, defeat the alien armada and set to the task of re-building the planet.
- 01.2014** Despite both races living in relative peace, a renegade alien faction launches a final assault on the Earth spacecraft and destroys it, ending the first Robotech war.
- 12.2022** The Robotech Expeditionary Force launches on a mission to find the home planet of the alien invaders.
- 04.2029** The overlords of the previous alien invasion force, having sensed the presence of the Invid Flower of Life on Earth, attack the planet. The second Robotech war begins.
- 03.2030** Earth's defenders discover the Flower of Life at the ruins of the old Earth battleship.
- 05.2030** Understanding that the Flower of Life is the precursor to an Invid invasion of Earth; the invading alien force attempts a final, desperate attack on the planet. While the Earth's defense forces drive the aliens back, the Flowers of Life bloom, drawing a new invasion force toward the planet. The second Robotech war ends.
- 01.2031** The Invid invade Earth in search of Protoculture. The defense forces, still reeling from the previous conflict, quickly succumb to the new threat. The Invid occupy the planet.
- 09.2038** The returning Robotech Expeditionary Force launches its first assault on Reflex Point, the central hive of the Invid collective. The attack is a disaster, resulting in heavy losses for the REF. The third Robotech war has begun.
- 11.2042** The planned launch date for the second Robotech Reclamation Force.



WHAT IS PROTOCULTURE?

Protoculture is derived from the Invid Flower of Life. An ancient alien civilization discovered that a properly germinated seed under constant pressure would produce untold amounts of bio-energy – a single seed would produce more than enough energy to power a major Earth city for decades. More than just a simple fuel, Protoculture also creates a link between humans and mecha that allows a previously unheard of level of control. Since the end of the first Robotech war (2014), it has been discovered that Earth is now one of the largest known sources of Protoculture. It is the main reason the Invid have occupied the planet.

While it is unclear exactly why the Invid require Protoculture, we do know that they stockpile and guard it fiercely. REF Intelligence reports that the Invid may use Protoculture as an evolutionary catalyst as well as an energy source.

Protoculture in small amounts is safe for humans. Indeed, it powers most REF mecha and weapons. However, contact with raw Protoculture can be fatal to our race.





THE CYCLONE - VERITECH RIDING ARMOR

The new transforming Cyclone Armor will be standard issue for all Recon Scouts, Officers, and Infantry taking part in the Second Reclamation Assault. Cyclone type will be issued based on assignment.

VR-038 "Light Recon Cyclone"



SHIELD RATING: 80

RECHARGE: 2603 MS

MISSILE COMPLEMENT: 25

MISSILE VOLLEY: 4

This light combat Cyclone is standard issue for Recon Scout-class soldiers. Extra shielding has been sacrificed for higher mobility and a shorter recharge time. This armor is tailor-made for long-distance encounters and stealth missions thanks to its night- and thermal-vision modes.

R-041 "Saber Cyclone"**SHIELD RATING:** 110**RECHARGE:** 5752 MS**MISSILE COMPLEMENT:** 35**MISSILE VOLLEY:** 6

While the VR-041 is an older-model Cyclone, it is second only to the brand new VR-098 regarding close quarters combat. It has been nicknamed the "Saber" thanks to the retractable, high-frequency vibroblades (CADS-1) on each arm. Night-vision mode makes combat in dark areas no problem.

VR-052 "Standard Cyclone"**SHIELD RATING:** 100**RECHARGE:** 4017 MS**MISSILE COMPLEMENT:** 16**MISSILE VOLLEY:** 2

Infantry standard issue, this Cyclone is built to get REF troops in and out of areas where a long distance strike is just not an option. Getting up close and personal with the Invid still is not recommended, but the VR-052 will give you a fighting chance. It comes with a night-vision mode.



SHIELD RATING: 150
RECHARGE: 8098 MS
MISSILE COMPLEMENT: 50
MISSILE VOLLEY: 10

This incredible new machine mixes the heavy ordinance and high armor rating of the VR-041 with the night-vision and thermal-vision modes of the VR-038, making it the most balanced Cyclone to come out of Robotech R&D thus far. Unfortunately, the extra armor makes the addition of the CADS-1 system impossible.

VR-101P "Shadow Dancer"



SHIELD RATING: 70
RECHARGE: 2109 MS
MISSILE COMPLEMENT: 35
MISSILE VOLLEY: 6

The "Shadow Dancer" is still in the prototype phase and issued only to special forces. The fantastic new cloaking system makes it possible to sneak up on almost any adversary and use the CADS-1 to dispatch them quickly. Night-vision and thermal-vision modes make the VR-101P the ultimate black-ops mecha.

The heat of battle is no place to learn your new Cyclone's primary functions. Study the following information and commit it to memory.

WAYPOINT MARKER


Points toward your next destination.

CYCLONE SHIELD LEVEL

Recharges automatically.
Disabled in Rider mode.

HEALTH LEVEL

Drops if you take damages while your shield level is 0.

**RADAR**


Shows entities in your immediate area.

WHITE – You

GREEN – Allies

RED – Hostiles

TARGETING RETICULE

**AMMO COUNTER**

Shows amount of shots left in the current weapon clip.

AMMO RESERVE

Shows reserve Protoculture, or ballistic ammo depending on which weapon type is in use.

GRENADE COUNTER**CLOAK/BOOST METER**

In Armor mode, shows Cloak system power. In Rider mode, shows Boost power.

COMPASS**CYCLONE SAFETY SYSTEM**

When this icon is active, the Cyclone Safety System has disabled transformation into Rider mode.

REF WEAPONS LOCKER

The Cyclone Veritech Riding Armor comes with two handheld weapon slots, and keeps a Protoculture reserve to be used as ammunition for energy-based weapons. This does not, however, preclude the use of ballistic weapons. The Cyclone also has a missile stockpile to be used in Rider mode.



ENERGY WEAPONS

GALLANT H-95 PISTOL

The Cyclone armor comes standard with the Gallant H-95 pistol. This single-shot pistol is connected directly to the Cyclone, and thus cannot be dropped in order to pick up a different weapon.



GALLANT H-95 RIFLE

With the Rifle Stock upgrade, your Gallant can be made more powerful. This upgrade also makes the H-95 an automatic weapon, meaning you'll burn through your Protoculture reserves very quickly if you are not careful. (This will replace the H-95 Pistol in your inventory.)



GALLANT H-95 SNIPER RIFLE

The second and final upgrade to the H-95 is the Sniper Scope. This addition adds a zoom feature to the Gallant, as well as a much more powerful projectile while zoomed-in. When zoomed-out, the weapon still behaves like the H-95 Rifle. (This will replace the H-95 Rifle in your inventory.)

**EP-26 PULSE RIFLE**

The slow firing rate and low damage of the EP-26 is offset by its ability to fire a charged, homing shot that will stun anything it hits. Just hold the trigger down for a few seconds before letting go for the homing shot.

**EP-48 MORTAR RIFLE**

The slow, arching projectile fired from the EP-48 is extremely powerful, and takes an extremely skilled hand to wield effectively. It may take practice, but you will be a one-man army if you can master the EP-48.

BALLISTIC WEAPONS**WOLF AUTO PISTOL**

This high-damage pistol is good at any range, a fact accentuated by the zoom feature. Until you find a Sniper Scope for your H-95, the Wolf is your best friend for precision, long-distance shots.



WOLVERINE MACHINE GUN

The Wolverine has the highest firing rate of any weapon in the REF arsenal, and the lowest accuracy rating. If you are fighting in close quarters, this weapon will tear your enemies to shreds. Just be careful that you do not run out of ammunition.



HOLDEN MARK-2 SHOTGUN

The Holden Mark-2 is strictly a short-range weapon, as the power of the projectiles dissipates very rapidly making the gun useless at medium-ranges and long-ranges. Soldiers skilled with this weapon can hit four or five enemies with a single shot.



RL-8 ROCKET LAUNCHER

Remember you need to lead your targets when you use the RL-8. The powerful, low-velocity rockets will deal major damage to anything they hit, including you, so do not use this weapon at close range. Click the zoom button to make long-distance aiming a bit easier.



COBALT GRENADE

Pull the pin, throw, and wait for the boom. If you hold the Grenade button for a few seconds before releasing, you will "cook" the grenade. But hold the button for too long and the grenade will blow up in your hand.



GR-109 MISSILES

In Rider mode, the GR-109 missile system will automatically seek and lock on to any visible target. These fast, homing missiles are most effective when fired in volleys.

CLASSIFIED WEAPON INFORMATION



H-109P DESTABILIZER

The plans for this prototype weapon were stolen before the first Earth Reclamation Mission four years ago. It is a weapon capable of breaching Invid shield technology.

We are declassifying this information because Intelligence has reason to believe there is a working prototype of the H-109P in Earth's North American quadrant. Immediately report any leads or information you may find that could lead to getting back the plans or prototype.

Research from their now-barren home world indicates that the Invid were once a peaceful race, content to live in isolation, cut off from all other sentient beings. Not until an alien race betrayed their trust did their warlike nature blossom. Now they travel the Universe searching for that which was stolen from them—the Invid Flower of Life.

As the Flower of Life is the only known source of Protoculture, the Invid defend it zealously. We believe it not only powers their mecha, but is actually required for their continued existence.


Because of this, Invid forces are extremely dangerous. The only common weakness REF Intelligence has been able to discern is the singular eye on each Invid soldier. Aim for it and you may deal a lethal blow to your adversary.

What follows is all the intelligence we've gathered on the Invid.




ENFORCER

These humanoid aliens seem bred to go where their much larger counterparts cannot fit. They are quick and have deadly accuracy. The apparent frailty of their humanoid bodies is offset by the large shield attached to their left arms. Try blowing the shield off to expose the head.



HEAVY ENFORCER

Very similar to the regular Enforcer, the Heavy Enforcer sports more armor and two extra, shoulder-mounted cannons. The weapons on the Heavy Enforcer seem to be stronger.




ARMORED SCOUT

Primarily used as a backup unit, the Armored Scout is an airborne unit that will hover above while the battle rages, raining fire down upon its enemies. These units are so agile that they can change direction almost instantly even while flying, making them hard to destroy, especially in large numbers.



MORTAR SCOUT

These Scouts will very rarely come near a battle, but rather find a far-off perch from which to fire their powerful mortar projectiles, blanketing the battlefield with explosions. Engage them using either an H-95 Sniper Rifle or RL-8 Rocket Launcher for the best results.



TROOPER

The Trooper is the grunt of the Invid forces, using speed and brute strength to crush its enemies. While the Trooper is capable of flying, it generally does so only to reach the battlefield, and then fights on foot. If it drops its head and raises its arms up over its eye, the Trooper is about to charge. Get out of the way, fast.




SHOCK TROOPER

The Shock Trooper is exactly like the regular Trooper, but with two cannons mounted on its shoulders. Attempting to blow off the cannons is generally the best plan of attack when taking on a squad of Shock Troopers. While this will not neutralize them, it will take away their long-range attack ability.



"PINCER" ENFORCER

At first the "Pincer" may seem like a larger version of the Shock Trooper, but these units tend to display more intelligence. They will generally hang back, firing their laser cannons, and sometimes breaking away from the battle in order to call in reinforcements. Be sure to focus on them before they have a chance to escape the battle.



INVID COMMANDER

The Invid Commander would seem to be the equivalent of an Invid General, with complete control over any other Invid forces in the area. These units are notoriously tough, to the point that none of our current, standard issue arms even seem to scratch them. Robotech R&D is working feverishly to develop a weapon capable of destroying an Invid Commander.



HUMANOIDS

Scattered, unconfirmed reports indicate a new Invid threat in the form of aliens disguised as humans. These facsimiles are supposedly very authentic looking, and thus hard to spot. One objective of your mission will be to seek out information and confirm whether these new Invid spies actually exist.



STATE OF EARTH

As most of you have either never been to Earth at all, or not seen her in many years, prepare for a shock. This is not the peaceful, green planet you may have heard about in childhood stories. The Invid have laid waste to our home world, leaving only pockets of civilization dotting the landscape. The survivors live in fear, not only of the alien invaders, but of their own kind.

Many gangs have sprung up throughout the land, preying on the fear of the general populace, and in many cases, allied with the Invid. Even if you see no aliens in your vicinity, never let your guard down. You may end up being attacked by your own kind.

CREDITS

Published By
Global Star –
a Division of Take2 Interactive

Producer
Derek C. Smith

Associate Producer
Ryan Kaminaga

PD Coordinator
Adeline Petros

Quality Assurance Lead Tester
Andy Pan

Quality Assurance Sr. Tester
Michael Chang

Quality Assurance Standards Team
Christian Lee
Angel Gonzalez

Quality Assurance Team
Abraham Munoz
Dave Miao Astremitzkov
TJ Clark
Paul Diaz
Sarah Fagre
Kristin Kerwitz
Ray Ploesser
Marcus Morgan
Steve Angeles
Luc DeSchepper
Bianca Olson
Tammy Wong
Mike Nehme
Drew Rogers
Greg MacCauley
Alice Sebastian Jennings
Nam H. Kim
John Langkusch
Kevin Faulbert

Production Team
Terry Donovan
Jamie King
Christoph Hartmann
Susan Lewis
Bill Gross
Lorena Billig
Brian Christian
Tamara Johnston
Ray Woods
David Saperstein
Suzanne Cantey
Andy Babb
Mick Fagre
Adam Birstock
Jenefer Gross
Gary J. Foreman
Jennifer Kolbe
Jeff Castaneda
Hosi Simon
Daniel Einzig
Richard Kruger
Eric Duncan
Matt Schlosberg
Jason Bergman
Mayumi Kobayashi

Harmony Gold
Executive Producer
Alan Letz

Executive Producer
Ahmed Agrama

Producer
Tommy Yune

Co-Producer
Steve Yun

Assoc. Producer
Tom Bateman

SPECIAL THANKS
Frank Agrama
Nathan & Andrew
Joanne Hoffman
Sandra Hofmann

Mattel, Inc.
Senior Manager
Patty Masai

Producer
Jonathan Bradbury

Special Thanks
Ben Spayd

Vicious Cycle Software, Inc.
President
Eric Peterson

Director of Production
Marc Racine

Director of Engineering
Wayne Harvey

Lead Producer
Rodney W. Harper

Producer
Mike Pearson

Game Designer
Matt Greig

Lead Level Designer
Micheal Richey

Level Designers
Jean-Paul Berard
Jim B. Matheson
Michael R. Nelson
Greg Stewart
Nathan Sumsion
Bryan West

Lead Engineers
Douglas Cox
John C. O'Neill

Engineers
Lee Baldwin
Alan Campbell
Luke Hodorowicz
Amilcar M. Ubiera

Art Director
Ben Lichius

Art Lead
Bert McLendon

Artists
Ben Cloward
Rodolfo Diaz
Phill Gonzales
Brian Ingersoll
Mark Jarman
Eric Kozlowsky
Hongman Leung
Corey Reutenberg
Scott Sprange
Donovan Valdes

Game Music Produced
and Composed by
Jesper Kyd Productions

Sound Effects Produced
and Adapted by
Matt Greig & Rick Raymer

Recording Studio
Intersound, Inc.

Voice Director
Steve Kramer

Voice Talent
Frank Catalano
Richard Epcar
Elisa Gabrielli
Barbara Goodson
Alexandra Kenworthy
Steve Kramer
Melanie MacQueen
Gregory Siedhoff
Tara Strong
James Arnold Taylor
Dan Woren

Additional Credits

Administrative & HR Support
Ann Tyer

Contractors
Adam Cogan
Carl Coss III
Dustin Dobson
Scot Loving
Dave Thompson
David Tran

Special Thanks
Kevin Boehm
Terry Byron
Joshua Cole
Matt Cooley
Nick Eberle
Tad Irish
Thomas Miller
Jeff Miller
Dan Nanni
Kevin Nelson
Sebastian Penedo
Jon Sterman
Deirdre Toomey
The Hungarian Radio Choir

SUPPORT AND WARRANTY

LIMITED SOFTWARE WARRANTY AND LICENSE AGREEMENT

YOUR USE OF THIS SOFTWARE IS SUBJECT TO THIS LIMITED SOFTWARE WARRANTY AND LICENSE AGREEMENT (THE "AGREEMENT") AND THE TERMS SET FORTH BELOW. THE "SOFTWARE" INCLUDES ALL SOFTWARE INCLUDED WITH THIS AGREEMENT, THE ACCOMPANYING MANUAL (S), PACKAGING AND OTHER WRITTEN, ELECTRONIC OR ON-LINE MATERIALS OR DOCUMENTATION, AND ANY AND ALL COPIES OF SUCH SOFTWARE AND ITS MATERIALS. BY OPENING THE SOFTWARE, INSTALLING, AND/OR USING THE SOFTWARE AND ANY OTHER MATERIALS INCLUDED WITH THE SOFTWARE, YOU HEREBY ACCEPT THE TERMS OF THIS LICENSE WITH GLOBAL STAR SOFTWARE, INC. ("LICENSOR").

LICENSE. Subject to this Agreement and its terms and conditions, LICENSOR hereby grants you the non-exclusive, non-transferable, limited right and license to use one copy of the Software for your personal use on a single home or portable computer. The Software is being licensed to you and you hereby acknowledge that no title or ownership in the Software is being transferred or assigned and this Agreement should not be construed as a sale of any rights in the Software. All rights not specifically granted under this Agreement are reserved by LICENSOR and, as applicable, its licensors.

OWNERSHIP. LICENSOR retains all right, title and interest to this Software, including, but not limited to, all copyrights, trademarks, trade secrets, trade names, proprietary rights, patents, titles, computer codes, audiovisual effects, themes, characters, character names, stories, dialog, settings, artwork, sounds effects, musical works, and moral rights. The Software is protected by United States copyright law and applicable copyright laws and treaties throughout the world. The Software may not be copied, reproduced or distributed in any manner or medium, in whole or in part, without prior written consent from LICENSOR. Any persons copying, reproducing or distributing all or any portion of the Software in any manner or medium, will be willfully violating the copyright laws and may be subject to civil and criminal penalties. Be advised that Copyright violations are subject to penalties of up to \$100,000 per violation. The Software contains certain licensed materials and LICENSOR's licensors may protect their rights in the event of any violation of this Agreement.

LICENSE CONDITIONS

You agree not to:

- (a) Commercially exploit the Software;
- (b) Distribute, lease, license, sell, rent or otherwise transfer or assign this Software, or any copies of this Software, without the express prior written consent of LICENSOR;
- (c) Make copies of the Software or any part thereof, except for back up or archival purposes;
- (d) Except as otherwise specifically provided by the Software or this Agreement, use or install the Software (or permit others to do same) on a network, for on-line use, or on more than one computer, computer terminal, or workstation at the same time;
- (e) Copy the Software onto a hard drive or other storage device and must run the Software from the included CD-ROM (although the Software may automatically copy a portion of itself onto your hard drive during installation in order to run more efficiently);
- (f) use or copy the Software at a computer gaming center or any other location-based site; provided, that LICENSOR may offer you a separate site license agreement to make the Software available for commercial use;
- (g) Reverse engineer, decompile, disassemble or otherwise modify the Software, in whole or in part;
- (h) Remove or modify any proprietary notices or labels contained on or within the Software; and
- (i) transport, export or re-export (directly or indirectly) into any country forbidden to receive such Software by any U.S. export laws or accompanying regulations or otherwise violate such laws or regulations, that may be amended from time to time.

THE SOFTWARE UTILITIES.

The Software may contain a level editor or other similar type tools, assets and other materials (the "Software Utilities") that permit you to construct or customize new game levels and other related game materials for personal use in connection with the Software ("Customized Game Materials"). In the event the Software contains such Software Utilities, the use of the Software Utilities is subject to the following additional terms, conditions and restrictions:

- (a) All Customized Game Materials created by you are exclusively owned by LICENSOR and/or its licensors (as the case may be) and you hereby transfer, assign and convey to LICENSOR all right, title and interest in and to the Customized Game Materials and LICENSOR and its permitted licensors may use any Customized Game Materials made publicly available to you for any purpose whatsoever, including but not limited to for purposes of advertising and promoting the Software;

(b) You will not use or permit third parties to use the Software Utilities and the Customized Game Materials created by you for any commercial purposes, including but not limited to distributing, leasing, licensing, renting, selling, or otherwise exploiting, transferring or assigning the ownership of such Customized Game Materials;

(c) Customized Game Materials must be distributed solely for free; provided, that you may contact LICENSOR for a license to commercially exploit the Customized Game Materials which LICENSOR may grant or deny in its sole discretion;

(d) Customized Game Materials shall not contain modifications to any other executable files;

(e) Customized Game Materials must be used alone and can be created if the Customized Game Materials will be used exclusively in combination with the commercially released retail version of the Software.

(f) Customized Game Materials cannot contain libelous, defamatory or other illegal material, material that is scandalous or invades the rights of privacy or publicity of any third party, or contain any trademarks, copyright-protected work or other property of third parties (without a valid license); and

(g) All Customized Game Materials must contain the proper credits to the authors of the Customized Game Materials and must indicate that LICENSOR is not the author of the Customized Game Materials with additional language that "THIS MATERIAL IS NOT MADE, GUARANTEED OR SUPPORTED BY THE PUBLISHER OF THE SOFTWARE OR ITS AFFILIATES."

LIMITED WARRANTY: LICENSOR warrants to you (if you are the initial and original purchaser of the Software) that the original storage medium holding the Software is free from defects in material and workmanship under normal use and service for 90 days from the date of purchase. If for any reason you find a defect in the storage medium during the warranty period, LICENSOR agrees to replace, free of charge, any Software discovered to be defective within the warranty period as long as the Software is currently being manufactured by LICENSOR. If the Software is no longer available, LICENSOR retains the right to substitute a similar program of equal or greater value. This warranty is limited to the storage medium containing the Software as originally provided by LICENSOR and is not applicable to normal wear and tear. This warranty shall not be applicable and shall be void if the defect has arisen through abuse, mistreatment, or neglect. Any implied warranties prescribed by statute are expressly limited to the 90-day period described above.

Except as set forth above, this warranty is in lieu of all other warranties, whether oral or written, express or implied, including any other warranty of merchantability, fitness for a particular purpose or non-infringement, and no other representations or warranties of any kind shall be binding on LICENSOR.

When returning the Software subject to the limited warranty above, please send the original Software only to the LICENSOR address specified below and include: your name and return address; a photocopy of your dated sales receipt; and a brief note describing the defect and the system on which you are running the Software.

IN NO EVENT WILL LICENSOR BE LIABLE FOR SPECIAL, INCIDENTAL OR CONSEQUENTIAL DAMAGES RESULTING FROM POSSESSION, USE OR MALFUNCTION OF THE SOFTWARE, INCLUDING DAMAGES TO PROPERTY, LOSS OF GOODWILL, COMPUTER FAILURE OR MALFUNCTION AND, TO THE EXTENT PERMITTED BY LAW, DAMAGES FOR PERSONAL INJURIES, EVEN IF LICENSOR HAS BEEN ADVISED OF THE POSSIBILITY OF SUCH DAMAGES. LICENSOR'S LIABILITY SHALL NOT EXCEED THE ACTUAL PRICE PAID FOR USE OF THE SOFTWARE. SOME STATES/COUNTRIES DO NOT ALLOW LIMITATIONS ON HOW LONG AN IMPLIED WARRANTY LASTS AND/OR THE EXCLUSION OR LIMITATION OF INCIDENTAL OR CONSEQUENTIAL DAMAGES, SO THE ABOVE LIMITATIONS AND/OR EXCLUSION OR LIMITATION OF LIABILITY MAY NOT APPLY TO YOU. THIS WARRANTY GIVES YOU SPECIFIC LEGAL RIGHTS, AND YOU MAY HAVE OTHER RIGHTS THAT VARY FROM JURISDICTION TO JURISDICTION.

TERMINATION: This Agreement will terminate automatically if you fail to comply with its terms and conditions. In such event, you must destroy all copies of the Software and all of its component parts. You can also end this Agreement by destroying the Software and all copies and reproductions of the Software and deleting and permanently purging the Software from any client server or computer on which it has been installed.

U.S. GOVERNMENT RESTRICTED RIGHTS: The Software and documentation have been developed entirely at private expense and are provided as "Commercial Computer Software" or "restricted computer software." Use, duplication or disclosure by the U.S. Government or a U.S. Government subcontractor is subject to the restrictions set forth in subparagraph (c)(1)(ii) of the Rights in Technical Data and Computer Software clauses in DFARS 252.227-7013 or as set forth in subparagraph (c)(1) and (2) of the Commercial Computer Software Restricted Rights clauses at FAR 52.227-19, as applicable. The Contractor/ Manufacturer is the LICENSOR at the location listed below.

EQUITABLE REMEDIES. You hereby agree that if the terms of this Agreement are not specifically enforced, LICENSOR will be irreparably damaged, and therefore you agree that LICENSOR shall be entitled, without bond, other security, proof of damages, to appropriate equitable remedies with respect any of this Agreement, in addition to any other available remedies.

INDEMNITY: You agree to indemnify, defend and hold LICENSOR, its partners, licensors, affiliates, contractors, officers, directors, employees and agents harmless from all damages, losses and expenses arising directly or indirectly from your acts and omissions to act in using the Software pursuant to the terms of the Agreement.

MISCELLANEOUS: This Agreement represents the complete agreement concerning this license between the parties and supersedes all prior agreements and representations between them. It may be amended only by a writing executed

by both parties. If any provision of this Agreement is held to be unenforceable for any reason, such provision shall be reformed only to the extent necessary to make it enforceable and the remaining provisions of this Agreement shall not be affected. This Agreement shall be construed under New York law as such law is applied to agreements between New York residents entered into and to be performed within New York, except as governed by federal law and you consent to the exclusive jurisdiction of the state and federal courts in New York, New York.

IF YOU HAVE ANY QUESTIONS CONCERNING THIS LICENSE, YOU MAY CONTACT IN WRITING
GLOBAL STAR SOFTWARE, INC. 622 BROADWAY, NEW YORK, NY 10012.

© 1985-2004 Harmony Gold USA, Inc. All Rights Reserved. ROBOTECH and associated names, logos and all related indicia are trademarks of Harmony Gold USA, Inc. and are used under license to Take-Two Licensing, Inc. All Rights Reserved. Robotech: Invasion videogame © 2004 Global Star Software, Inc. All Rights Reserved. Global Star Software, Inc. is a wholly owned subsidiary of Take-Two Interactive Software, Inc. Global Star Software and the Global Star Software logo are trademarks of Take-Two Interactive Software, Inc. Take-Two Interactive Software and the Take-Two Company logo are trademarks of Take-Two Interactive Software, Inc. Developed by Vicious Cycle Software, Inc. Some elements © 2004 Vicious Cycle Software, Inc. "Havok(tm)", "© Copyright 1993-2003 Havok.com Inc. (and its Licensors). All Rights Reserved. See www.havok.com for details." All other trademarks are property of their respective owners. Players are responsible for all applicable internet fees. Licensed by Sony Computer Entertainment America for play on PlayStation 2 computer entertainment systems with the NTSC U/C designation only. "PlayStation" and the "PS" Family logo are registered trademarks of Sony Computer Entertainment Inc. Online icon is a trademark of Sony Computer Entertainment America Inc. The ratings icon is a trademark of the Entertainment Software Association. Manufactured and printed in the U.S.A. This software uses "DNAS" (Dynamic Network Authentication System), a proprietary authentication system created by Sony Computer Entertainment Inc. to provide security and to help protect copyrighted content. THIS SOFTWARE IS COMPATIBLE WITH PLAYSTATION 2 CONSOLES WITH THE NTSC U/C 2 CONSOLES WITH THE NTSC U/C DESIGNATION. U.S. AND FOREIGN PATENTS PENDING.

For technical support, please contact our Technical Support Email: tech@globalstarsoftware.com

Global Star Software, Inc. 622 Broadway New York, NY 10012

ESRB rating

This product has been rated by the entertainment software ratings board. For information about the ESRB rating, or to comment about the appropriateness of the rating, please contact the ESRB at 1-800-771-3772.

RSA BSAFE® SSL-C and Crypto-C software from RSA Security Inc. have been installed. RSA is a registered trademark of RSA Security Inc. BSAFE is a registered trademark of RSA Security Inc. in the United States and other countries. RSA Security Inc. All rights reserved.

This software uses "DNAS" (Dynamic Network Authentication System), a proprietary authentication system created by Sony Computer Entertainment Inc. to provide security and to help protect copyrighted content. The unauthorized transfer, exhibition, export, import or transmission of programs and devices circumventing its authentication scheme may be prohibited by law. For additional information, see www.us.playstation.com/DNAS.

ARMOR

MODE CONTROLS**



run	left analog stick*
look	right analog stick*
pick up weapon/action	L3 button
zoom	R3 button
target lock	L1 button
fire	R1 button
melee attack/blade attack	L2 button
throw grenade	R2 button
jump	X button
boost	tap X at apex of jump
dash	double-tap X button
switch weapon	O button
reload weapon	□ button
transform into rider mode	△ button
toggle cloak	directional button RIGHT
toggle night-vision	directional button DOWN
toggle thermal-vision	directional button LEFT
toggle observation mode	directional button UP

RIDER

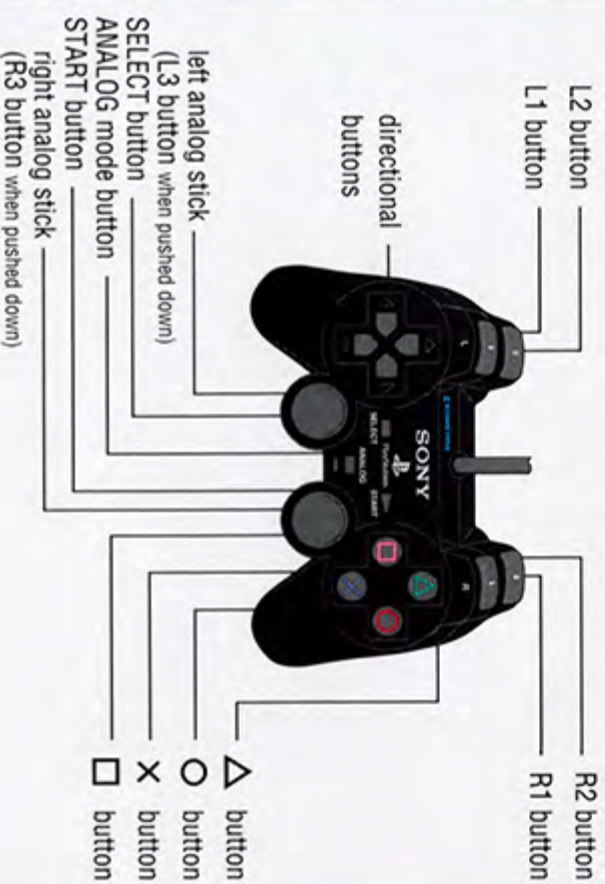
MODE CONTROLS**



steering	left analog stick LEFT/RIGHT
lean forward	left analog stick UP
lean back	left analog stick DOWN
accelerate	X button
boost	double-tap X button
brake	□ button
power slide	□ button + left analog stick LEFT/RIGHT
reverse	□ button + left analog stick DOWN
fire missiles	R1 button (hold & release for missile volley)
transform into armor mode	△ button

QUICK CONTROL GUIDE

DUALSHOCK™2 ANALOG CONTROLLER CONFIGURATIONS



BASIC CONTROLS

start/pause game	START button
select menu item	directional button/left analog stick UP/DOWN
confirm selection	X button
cancel selection	□ button
skip cinematic	START button or X button

*analog stick functions can be swapped by choosing "southpaw" mode in options menu.
 **all controls are default configuration.. controls can be adjusted in-game.